

## Play area and grass cutting review and potential increased charges for the use of sports fields, and sports pavilions consultation 2019

### Consultation report

**Date of issue:** 01 August 2019

# Contents

<b>1. Overview</b> .....	<b>3</b>
<b>2. Introduction</b> .....	<b>3</b>
<b>3. Promotional tools and engagement methods</b> .....	<b>3</b>
<b>4. Response rate</b> .....	<b>5</b>
<b>5. How effective was the consultation?</b> .....	<b>5</b>
<b>6. Headline figures</b> .....	<b>6</b>
<b>7. Question and analysis - consultation survey</b> .....	<b>7</b>
<b>8. Social media, letter and email comments</b> .....	<b>34</b>
<b>9. Communication regarding the consultation</b> .....	<b>34</b>
<b>10. Conclusion</b> .....	<b>35</b>
<b>11. Appendix one</b> .....	<b>36</b>

## 1. Overview

The consultation received 2169 responses from a combination of the consultation survey (1830 responses), 329 social media interactions and one letter and nine emails. This paper details the analysis associated with the consultation.

## 2. Introduction

A public survey based on Bridgend County Borough Council's Play area, grass cutting review and potential increased charges for the use of sports fields and sports pavilions was conducted over a 12 week period between 17 April 2019 and the 10 July 2019. The survey was available to complete online on the consultation page of the council's website. The survey was available in English, Welsh and as an accessible version in both languages. Residents could also request a paper copy or another alternative format by telephone or email.

In total, there were 43 questions which required a reply from respondents. All survey responses offered the option of anonymity. The council's standard set of equalities monitoring questions were also included with the survey, this is recommended good practice for all public facing surveys carried out by the council.

The content of the consultation remains available online in closed consultations.

Comments regarding the consultation were also invited via social media, letter, email and phone call.

## 3. Promotional tools and engagement methods

This section details the specific communications and engagement methods used to reach people and encourage them to share their views during the consultation period.

### 3.1 Social media and online

Facebook, Twitter and LinkedIn have widely been used to promote the consultation.

Information was posted to the council's corporate Twitter accounts throughout the consultation period to raise awareness of the consultation and to encourage citizens to share their views on the proposals. The council currently has 11,578 followers on its corporate Twitter accounts. During the period, the authority 'tweeted' 23 times and the information was seen 51,950 times.

Information was also posted to the council's corporate Facebook page during the consultation period to raise awareness of the consultation and to encourage citizens to share their views on the proposals. The council currently has 12,503 followers. During the period, the authority posted four times on Facebook and the posts were seen 65,758 times.

Information was also posted to the council's corporate LinkedIn page throughout the consultation period to raise awareness of the consultation and to encourage citizens to share their views on the

proposals. The council currently has 3,032 followers on LinkedIn. During the consultation period, the authority posted three times on LinkedIn and the posts were seen 2,503 times.

An image was placed on the news page of the council website and the intranet homepage which linked through to the consultation webpage and survey.

### 3.2 Local press

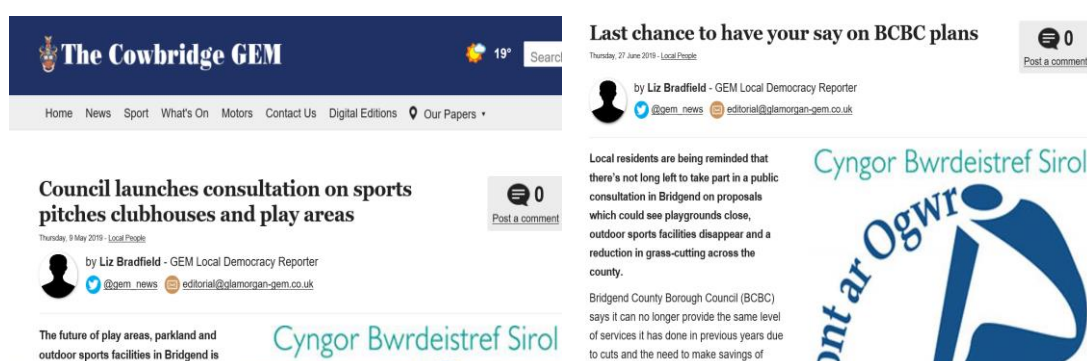
Details of the consultation were sent as part of press releases emailed to local and national press in advance of and during the live period:

Media releases:

- 25 04 19 Sports pitches and pavilions consultation begins
- 17 05 19 Don't miss your chance to have your say
- 18 06 19 Have your say on sports pitches and pavilions
- 02 07 19 Deadline approaches for pitches, pavilions and play grounds

Coverage Examples:

- 12 02 19 Wales Online [Outdoor sports facilities and libraries under threat](#)
- 01 05 19 Wales Online [Sports pitches could be closed to public due to funding cuts](#)
- 09 05 19 Bridgend Gem [Council launches consultation on sports pitches clubhouses and play areas](#)
- 27 06 19 Glamorgan Gem [Last chance to have your say on BCBC plans](#)
- 25 07 19 News Wales [Sports Pitches and Pavilions Consultation Begins](#)



### 3.3 Community engagement/meetings/events/schools

Local community, equality and diversity groups were given details of the consultation proposals and told how to share their views.

All comprehensive schools within the County Borough were offered the opportunity for their students to engage with the consultation during the live period. A group of students from Llangynwyd Comprehensive School (29) took part in a clicker pad session and their responses were analysed as part of the main findings of this report.

All other comprehensive schools were sent the link to complete the surveys online.

### **3.4 The play area and grass cutting review and potential increased charges for the use of sports fields, and sports pavilions consultation survey**

The online and paper surveys contained 43 questions which required a reply from respondents.

The survey contained three sections:

- Play area review;
- Grass cutting review;
- Potential increased charges for the use of sports fields, and sports pavilions.

Respondents were given the option of which sections they wanted to complete. Respondents could complete one, some or all of the sections.

The survey was available on the council's website and was sent to all 1124 Citizens' Panel members.

Surveys were readily available in English and Welsh and as an accessible versions in both languages. Alternative formats were available on request.

### **3.5 Posters**

Posters promoting the consultation were sent to all sports groups and pavilion coordinators. Posters were also circulated to the library service for use in their 12 branches.

## **4. Response rate**

In total, there were 2169 interactions, representing 1.5 per cent of the Bridgend County Borough population. The response rate has been divided into several areas including: consultation survey responses, emails and social media interactions:

- We received 1830 survey responses in total (1664 online submissions and 166 paper versions);
- During the consultation period, there were 329 interactions on our social media channels;
- Nine comments were received by email;
- One letter was received (appendix one).

## **5. How effective was the consultation?**

The play area and grass cutting review and potential increased charges for the use of sports fields, and sports pavilions consultation was conducted over a twelve week period in which a range of marketing methods were used to create awareness of the consultation and encourage members of the public to engage with the council.

The social demographic data reflects a good cross section of the County Borough's population, 97 percent of survey respondents lived within the County Borough.

The data collection methods, which include the online survey, a paper survey and an accessible survey, were all developed using plain English to maximise understanding. These response methods were designed to give a consistency to the survey across multiple platforms.

## 6. Headline figures

- 6.1 12% of respondents said that they used council play areas daily and a further 35% stated that they used council play areas weekly.
- 6.2 The most commonly used play areas were Newbridge Fields, Maesteg Welfare Park and Broadlands.
- 6.3 57% respondents stated that they would be prepared to travel up to one mile to use a playground. This was followed by 28% of respondents stating that they would be willing to travel between two and three miles to use a playground.
- 6.4 74% of respondents stated that play areas with fixed play equipment were very valuable, and a further 20% stated that they were valuable.
- 6.5 64% of respondents told us that they did think that the council should continually repair equipment that gets frequently damaged through vandalism or anti social behaviour.
- 6.6 56% of respondents did not support the council concentrating funding and maintaining large playgrounds or play areas strategically located across the county borough rather than play grounds and play areas in residential areas.
- 6.7 71% of respondents supported the local town or community council taking over responsibility for operating the playground or play areas in the locality.
- 6.8 51% of respondents stated that they did agree with the proposal to reduce grass cutting in open spaces from seven times per year to five times per year.
- 6.9 50% of respondents did not agree with the proposal to cut grass cutting in play areas from 16 times per year to 12 times per year. 39% of respondents did agree with this proposal.
- 6.10 55% of respondents agreed with the proposal to leave some open spaced grassed areas to remain uncut and return to a more natural habitat.
- 6.11 The most popular use for council playing fields and pavilions was general recreation (33%), followed by football (25%) and then rugby (21%).
- 6.12 The most commonly used football clubs were Llangynwyd Maesteg (55) followed by Woodlands Avenue Pencoed (38) and then Newbridge Fields Bridgend (34).
- 6.13 The most commonly used rugby clubs were Newbridge Fields Bridgend (81), followed by Cae Gof Cefn Cribwr (33), and then Pandy Park Aberkenfig (31).
- 6.14 The most commonly used cricket clubs were Garth Welfare Park Maesteg (27), and Newbridge Playing Fields Bridgend (27), and then Porthcawl Cricket Club Porthcawl (5).
- 6.15 The most frequently used bowling greens were Newbridge Fields (25), followed by Waunllwyd in Nantymoel (10) and then Maesteg Welfare Park (7).
- 6.16 When asked about the impact if fees increased the most frequent comments received were less use of facilities and potential loss of clubs (354), followed by people won't afford the costs (297) and then causes further problems elsewhere such as health problems and anti-social behaviour (167).

- 6.17 47% of respondents agreed that town and community councils should consider taking responsibility for the running and self-management of sports pitches and or pavilions.
- 6.18 43% of respondents agreed with the proposal that sports clubs or pavilion groups should consider taking the responsibility for the running and self-management of sports pitches and or pavilions.
- 6.19 When asked if respondents felt that the phasing in of full cost recovery over a number of years would assist sports clubs/groups to explore the option of taking responsibility for the running and self-management of sports pitches and/or pavilions, 41% of respondents stated that they did think this would assist.
- 6.20 When asked what kind of support would assist clubs to undertake a CAT the most frequent comments were free training/courses and legal advice (151), followed by funding/grants and financial support (137) and then upgrade/repair facilities/ provide funding for equipment (72).
- 6.21 50% of respondents stated that sports clubs or groups that take responsibility for the running and self-management of sports pitches should be able to erect a fence around the perimeter of the pitch.24% did not agree that they should be able to do this and 19% were unsure.
- 6.22 Finally respondents were given an opportunity to make final, overall comments. The most frequent comments were negative impact on health, wellbeing, communities & sport (101), followed by disagree with proposals (council should keep assets) (65) and then save money somewhere else (41).

## 7. Question and analysis - consultation survey

Section seven of the report looks at the questions asked in the consultation survey – with 1830 respondents in total.

### 7.1 Please select a language to begin the survey.

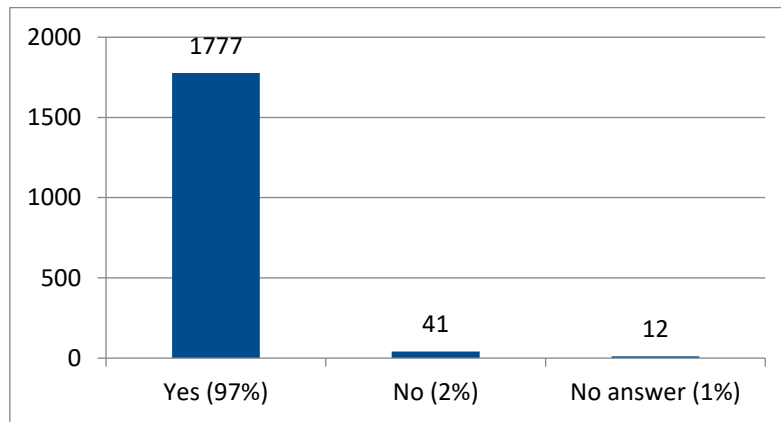
Respondents to the consultation survey were initially asked in which language they would like to complete the survey. Overall, 99.5% of respondents selected English with 0.5% selecting Welsh.

Language	#	%
English	1821	99.5
Welsh	9	0.5
<b>Total</b>	<b>1830</b>	<b>100.0</b>

## 7.2 About you

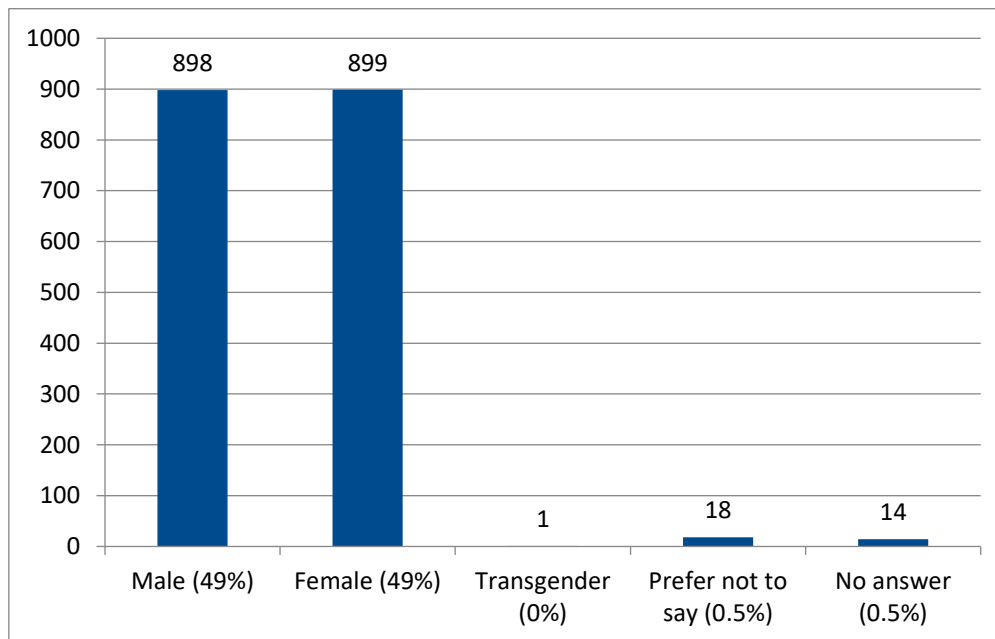
### 7.2.1. Do you live in Bridgend County Borough?

1830 respondents completed this section



97% of survey respondents lived within the County Borough, a further two percent stated that they did not live in the County Borough and one percent did not provide a response to this question. This consultation was aimed at anyone accessing sports services within the County Borough which explained why 41 responses were received from residents from outside the borough.

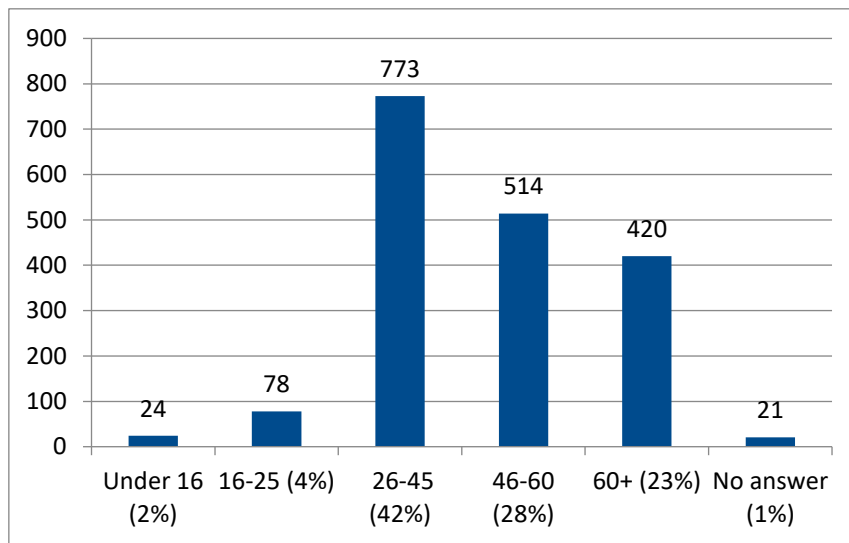
### 7.2.2 What is your gender?



49% of respondents were female and 49% male. 0.5% stated that they preferred not to give their gender and 0.5% did not respond to this question. One respondents stated that they were transgender.

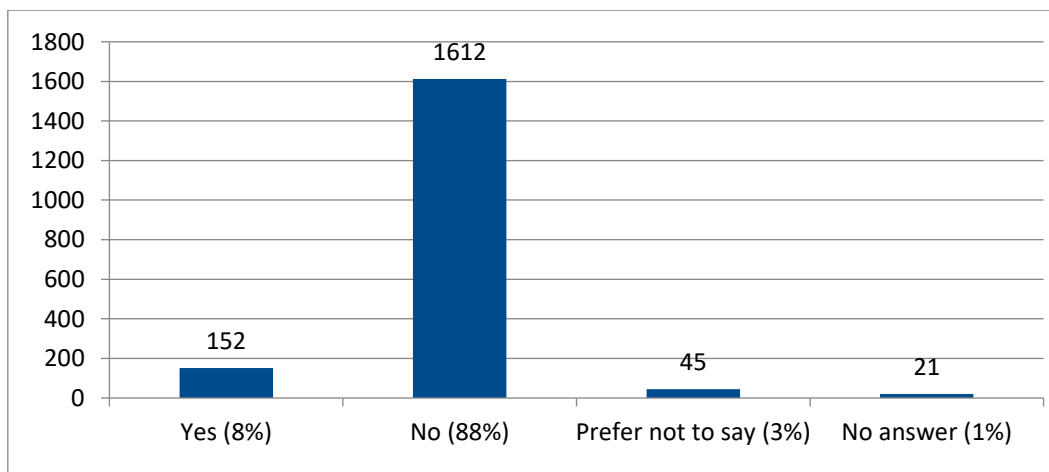


### 7.2.3 Please select your age category



The majority of respondents were aged between 26 and 45 (42%), followed by those aged 46-60 (28%) and then 60+ (23%).

### 7.2.4 Do you consider yourself to be disabled?

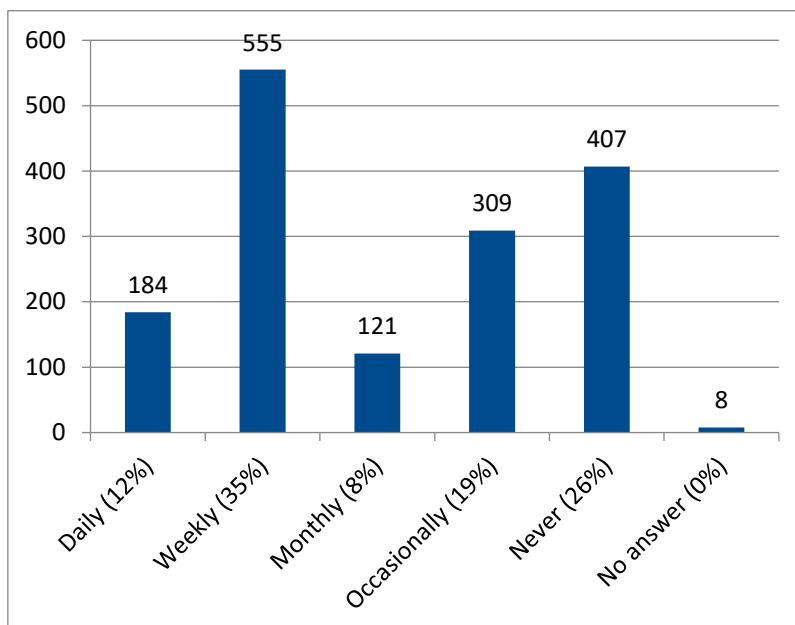


88% of respondents told us that they did not consider themselves to have a disability. 8% of respondents stated that they did have a disability. 3% selected prefer not to say and 1% of respondents did not provide an answer to this question.

## 7.3 Play area review

1584 respondents completed this section

### 7.3.1 How often do you use the council's play areas with fixed play equipment such as swings, slide etc.?



The majority of respondents stated that they used council play areas weekly (35%), followed by occasionally (19%) and then daily (12%).

### 7.3.2 Where are the main council play areas with fixed play equipment you use?

Respondents were asked to provide details of up to three play areas that they regularly used.

Location	Times selected
Newbridge fields	338
Maesteg Welfare park	134
Broadlands	110
Maesteg Celtic	104
Porthcawl	85
Brackla	78
Pen y Fai	77
Porthcawl (Griffin Park)	72
Litchard	70
Pencoed	69
Cefn Cribwr (Cae Gof)	62
Brackla (spar)	61
Cefn Glas	55
Bridgend	52
Bryntirion	48
Coity	47

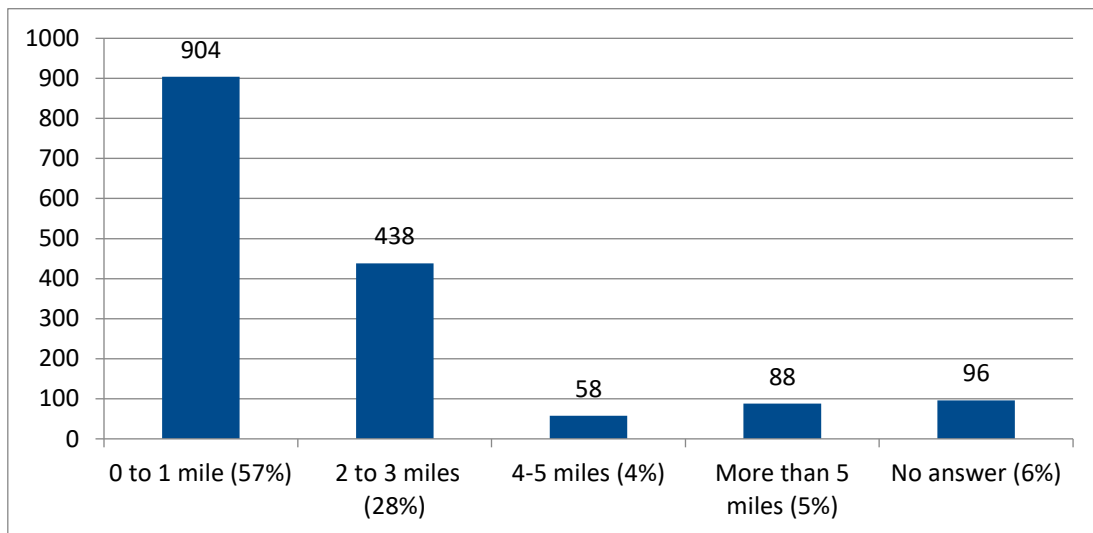
Kenfig Hill	45
Ogmore Vale	42
Ynysawdre	41
Brackla (Brackla primary school)	38
Maesteg	37
Coychurch	36
Llangynwyd	34
Tondu	34
Caerau	31
Bryngarw Country Park	28
Pencoed (swimming pool)	27
Pontycymer	27
Cwmfelin Park	26
Broadlands (by underpass)	25
Wildmill	25
Laleston	23
Newton	23
Porthcawl (fulmar road)	23
Aberkenfig	22
Cornelly	22
Nantymoel	22
North Cornelly	22
Brynmenyn	20
Porthcawl (the wilderness park)	20
Nantyllyfyllon	19
Parc Derwen	16
Pencoed (Hendre)	16
Pyle	16
Porthcawl (Heol y Goedwig)	15
Blaengarw	14
Sarn	14
Brackla (Community Centre)	13
Evanstown	13
Porthcawl (Forge)	11
Porthcawl (Great Western avenue)	11
Ogmore vale (Lewistown)	9
Ogmore vale (Wyndham)	9
Porthcawl (Anglesey way)	9
Porthcawl (locks lane)	9
Pencoed (Penprysg)	8

The ten most popular play areas were:

- Newbridge Fields (338)

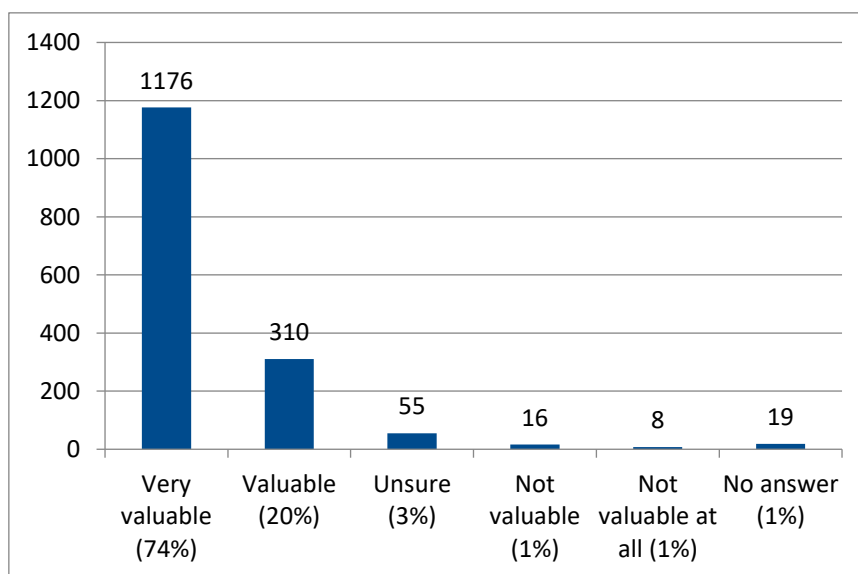
- Maesteg Welfare Park (134)
- Broadlands (110)
- Maesteg Celtic (104)
- Porthcawl (85)
- Brackla (78)
- Pen Y Fai (77)
- Porthcawl Griffin Park (72)
- Litchard (70)
- Pencoed (69)

### 7.3.3 How far would you be prepared to travel to use a playground?



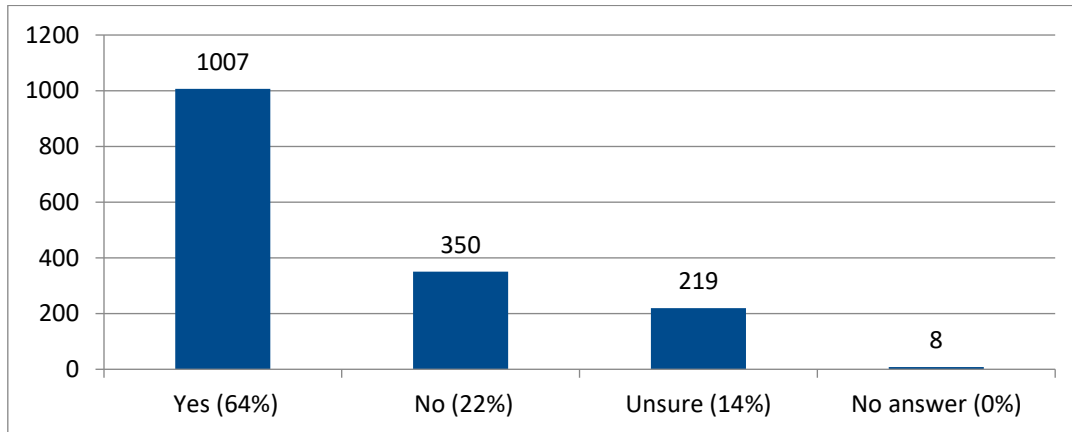
The majority of respondents stated that they would be prepared to travel up to one mile (57%) to use a playground. This was followed by 28% of respondents stating that they would be willing to travel between two and three miles to use a playground. 9% of respondents told us that they would be willing to travel more than 4 miles to access a playground.

### 7.3.4 How valuable do you think play areas with fixed play equipment are to communities?



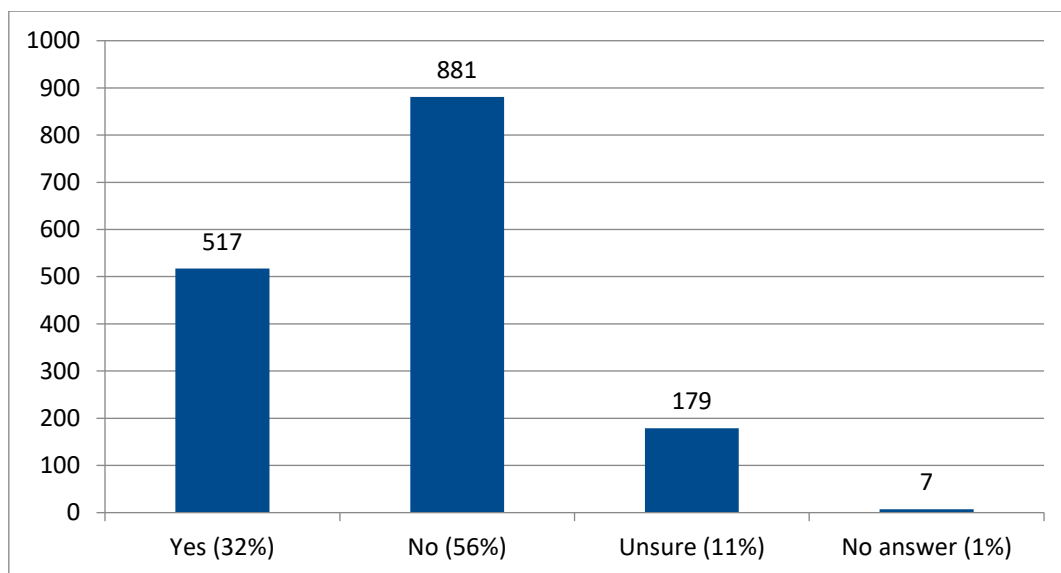
74% of respondents stated that play areas with fixed play equipment were very valuable, and a further 20% stated that they were valuable.

**7.3.5 Do you think the council should continually repair equipment in play areas with fixed play equipment that are frequently damaged through vandalism or anti-social behaviour?**



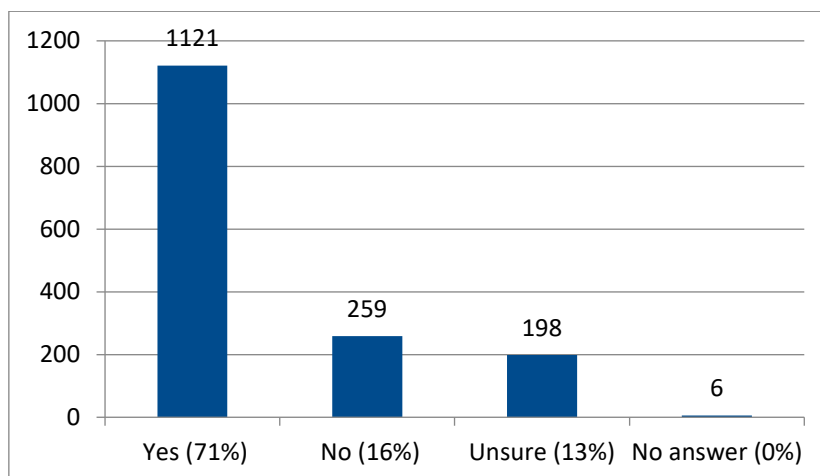
64% of respondents told us that they did think that the council should continually repair equipment that gets frequently damaged through vandalism or anti social behaviour in comparison to 22% of respondents that felt that the council should not continually repair equipment that gets frequently damaged through vandalism or anti social behaviour.

**7.3.6 Do you think the council should concentrate on funding and maintaining large playgrounds/ play areas strategically located across the borough rather than playgrounds/ play areas in residential areas?**



The majority of respondents (56%) did not support the council concentrating funding and maintaining large playgrounds or play areas strategically located across the County Borough rather than play grounds and play areas in residential areas. 32% of respondents did support the council taking this approach and 11% of respondents were unsure.

### 7.3.7 Would you support your local town or community council taking over the responsibility for operating the playground/ play areas in your locality?



Overall the majority of respondents (71%) supported the local town or community council taking over responsibility for operating the playground or play areas in the locality. 16% of respondents did not support this proposal.

### 7.3.8 Are there any other comments you would like to make in relation to the play area review?

712 comments were provided, all comments were themed and can be seen in the table below:

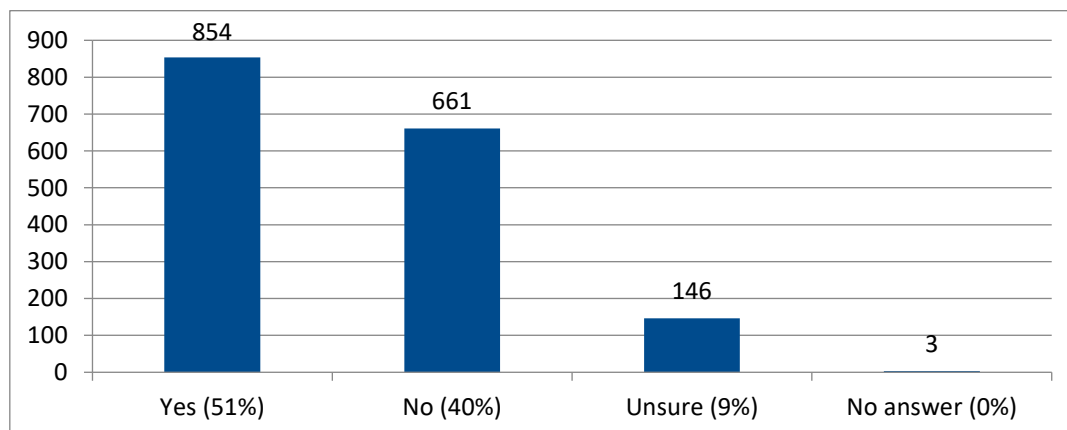
Themed comment:	Number of responses:
Parks benefit health and wellbeing and are important for child development	410
Parks help to combat antisocial behaviour	133
Request no further cuts on these facilities	86
Remove equipment if not maintained / continually vandalised/ review on a case by case basis	27
Greater affects low income families	22
Council tax should cover costs	13
Transfer to community council	11
People without transport will suffer	10

The most frequent comments were around parks being beneficial for health and wellbeing and important for child development (410), followed by parks help combat anti social behaviour (133) and then comments requesting that no further cuts are made to the facilities (86).

## 7.4 Grass cutting review

1664 respondents completed this section

### 7.4.1 Do you agree with proposal one? Should grass cutting be reduced in open spaces and road verges from 7 to 5 times per year?



51% of respondents stated that they did agree with the proposal to reduce grass cutting in open spaces from seven times per year to five times per year. 40% of respondents stated that they did not agree with this proposal, and 9% were unsure.

#### 7.4.1.1 If no please could you give the reason?

495 comments were provided, all comments were themed and can be seen in the table below:

Themed comment:	Number of responses:
Area looks untidy or are already not cut enough	256
Road verges must be fully maintained due to safety issues	117
Can prevent outdoor exercise and children playing	38
Areas needs to be regularly maintained	21
Agree with proposal and the ideas to save money	18
Council tax should cover this	13
Hard to locate dog mess in long grass	10
Better management of council budget	9
Causes more issues in the long run	7
Increase in vermin	6

The most common responses were areas already look untidy or are already not cut enough (256), followed by road verges must be fully maintained due to safety issues (117) and then can prevent outdoor exercise and children playing (38).

#### 7.4.1.2 Do you have any further comments on proposal one?

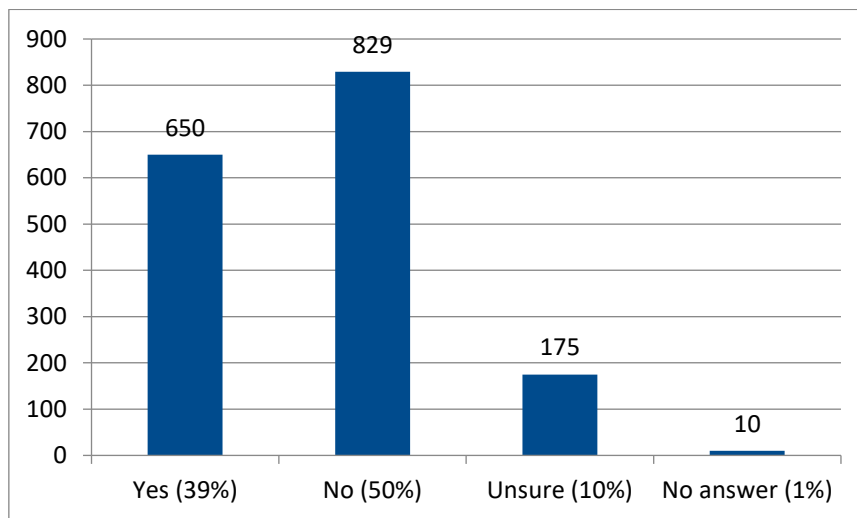
424 comments were provided, all comments were themed and can be seen in the table below:

Themed comment:	Number of responses:
Agree with proposal as long as it's safe to do so	105
Plants and wildflowers encourage biodiversity	95
Negative impact on appearance of the area	69

Provided alternative ideas to save money	57
Can prevent outdoor exercise/ children playing	22
Depends on the weather/time of year	22
Safety issues	21
Depends on location	17
Better management of council budget	16

The most common comments stated that respondents agreed with the proposal as long as it was safe to do so (105), followed by plants and wildflowers encourage biodiversity (95), and then negative impact on appearance of the area (69)

#### 7.4.2 Do you agree with proposal two? Should grass cutting in play areas be reduced from 16 to 12 times per year?



50% of respondents did not agree with the proposal to cut grass cutting in play areas from 16 times per year to 12 times per year. 39% of respondents did agree with this proposal and 10% were unsure.

##### 7.4.2.1 If no please could you give the reason?

578 comments were provided, all comments were themed and can be seen in the table below:

Themed comment:	Number of responses:
Prevents children playing/people using the fields or sports pitches	166
Safety issues	152
Important that play areas are well maintained	90
Hard to see dog mess in long grass	66
Impacts on the appearance of the area	57
Disagree with proposal	20
Council tax should cover this	12
Better management of council budgets	7
Dependant on weather/time of year	4
Provided alternative ideas to save money	4



The comments most frequently provided were around the proposal preventing children playing and people using the fields or sports pitches (166), followed by safety issues (152) and then it is important that play areas are well maintained (90).

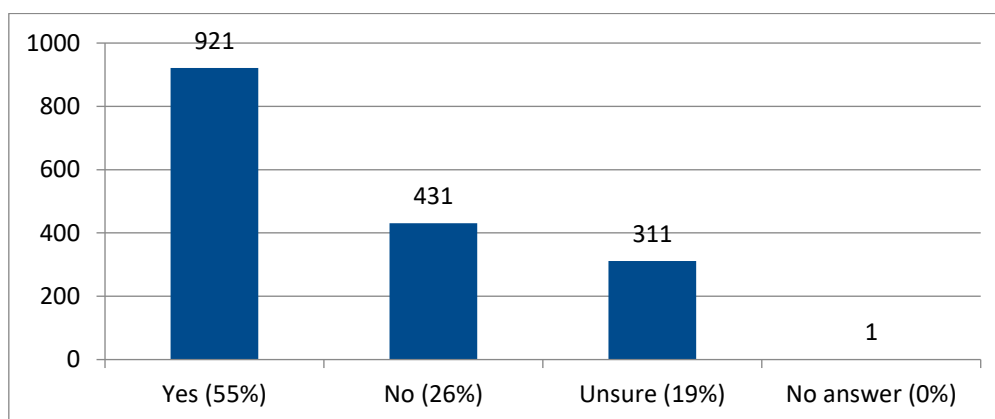
#### 7.4.2.2 Do you have any further comments on proposal two?

305 comments were provided, all comments were themed and can be seen in the table below:

Themed comment:	Number of responses:
Agree with proposal	72
Disagree with proposal	51
Provided alternative ideas to save money	32
Prevents outdoor exercise/children playing	31
Dependant on location	22
Dependant on weather/time of year	22
Plant wildflowers/encourage biodiversity	21
Safety issues	19
Unsure of the impact	13
Hard to locate dog mess in long grass	13
Accessibility issues	5
Need better management of council budgets	4

The most common themes were respondents stating that they agree with the proposal (72), followed by respondents disagreeing with the proposal (51), and then respondents provided alternative ideas to save money (32).

#### 7.4.3 The Council may as part of its cost saving measures identify and leave some open space grassed areas currently regularly cut, uncut in future. Allowing those areas to return to a more natural habitat. Would you agree with this approach?



The majority of respondents (55%) agreed with the proposal to leave some open spaced grassed areas to remain uncut and return to a more natural habitat. 26% of respondents did not agree with this proposal and 19% were unsure.

### 7.4.3.1 If no please give reasons

275 comments were provided, all comments were themed and can be seen in the table below:

<b>Themed comment:</b>	<b>Number of responses:</b>
Areas would look untidy	124
Disagree with proposal	48
Safety issues	38
Prevents outdoor exercise/children playing	36
Dependant on location	16
Agree with proposal	10
Ideas to save money	3

The most common themes were that the areas would look untidy (124), followed by respondents stating that they disagree with the proposal (48), and then safety issues (38).

### 7.5.1 Are there any other further comments you would like to make in relation to these proposals

433 comments were provided, all comments were themed and can be seen in the table below:

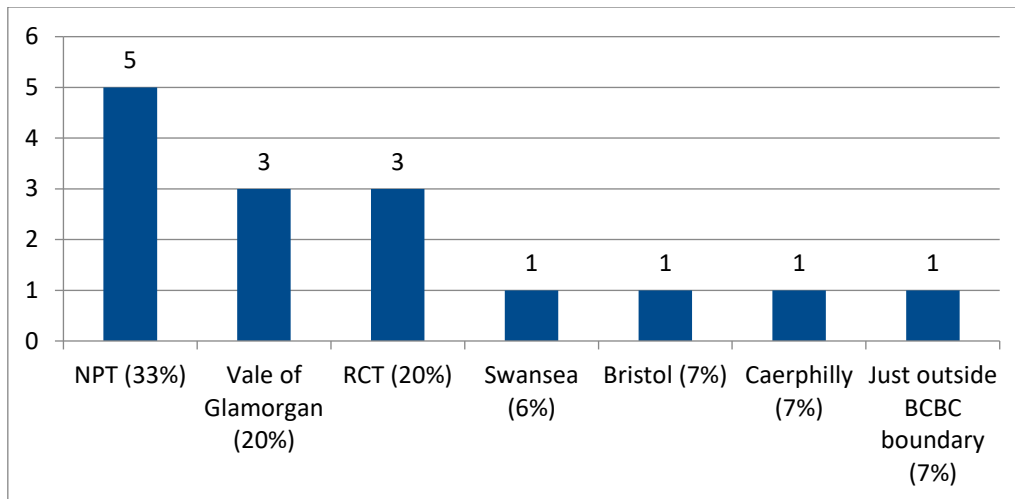
<b>Themed comment:</b>	<b>Number of responses:</b>
Agree with proposals	89
Plants and wildflowers encourage biodiversity	85
Disagree with proposals	54
Ideas to generate/save money	48
Prevents outdoor exercise/children playing	42
Looks untidy	33
More information would be needed to make a decision	22
Dependant on location	22
Maintain parks/pitches but let other areas grow	21
Safety issues	17

The most common themes were respondents generally agreeing with the proposal (89), followed by plants and wildflowers encourage biodiversity (85) and then general disagreement with the proposals (54).

## 7.5 Potential increased charges for the use of sports fields, and sports pavilions

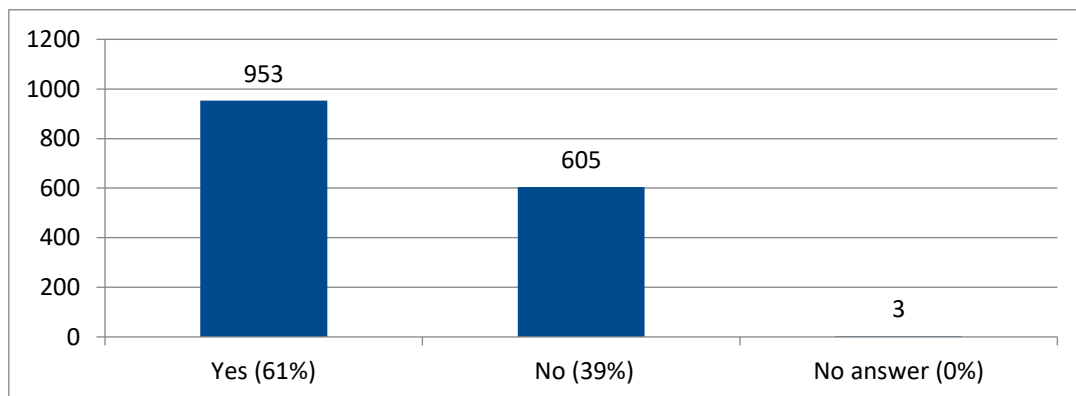
1561 respondents completed this section

### 7.5.1 If you told us in the 'about you' section that you do not live in Bridgend county borough, please tell us where you travel from to access sports facilities



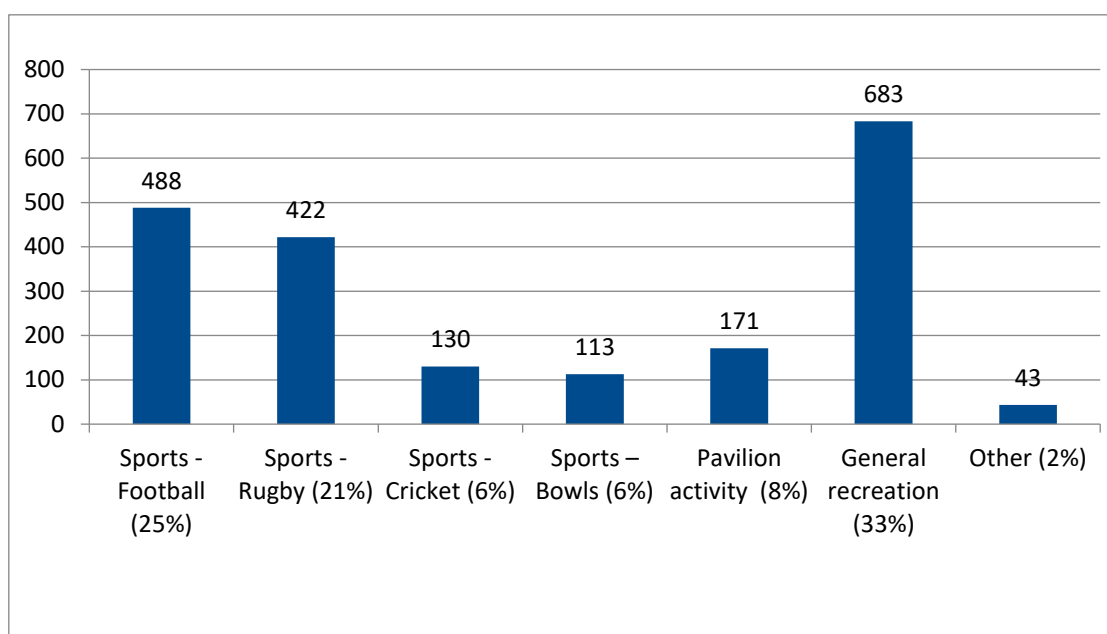
15 people that responded to the consultation said they did not live in BCBC. Of these 33% stated they lived in Neath Port Talbot, 20% lived in the Vale of Glamorgan, and 20% lived in Rhondda Cynon Taf.

### 7.5.2 Do you use council run sports pitches and/or pavilions?



61% of respondents stated that they did use council run sports pitches and or pavilions. 39% of respondents stated that they did not use council run sports pitches and or pavilions.

### 7.5.2.1 If 'yes', what do you use the council's playing fields and/or pavilions for?



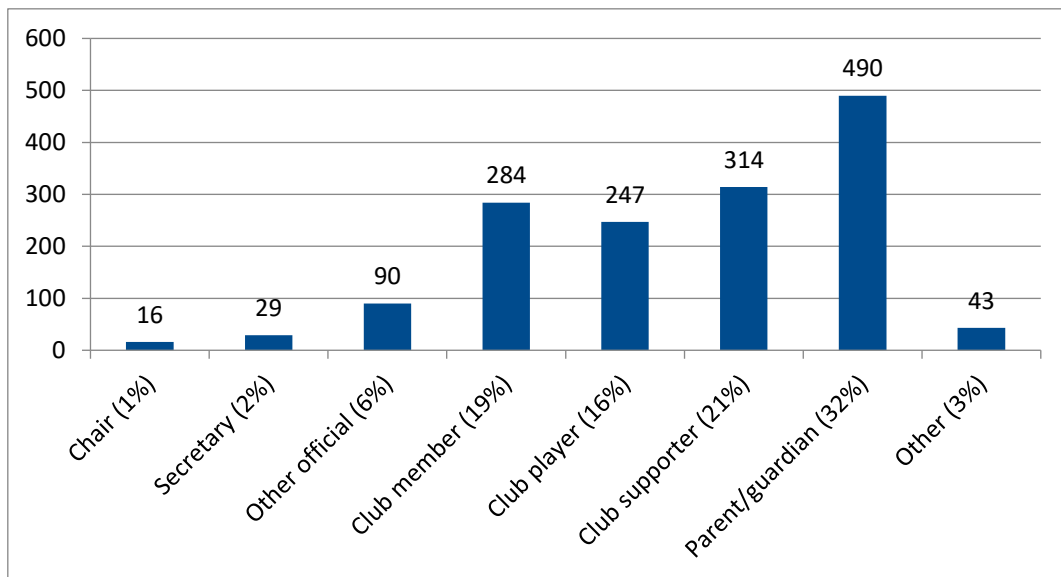
The most popular use for council playing fields and pavilions was general recreation (33%), followed by football (25%) and then rugby (21%).

Where the response 'other' was given, respondents were able to add more detail to their answer:

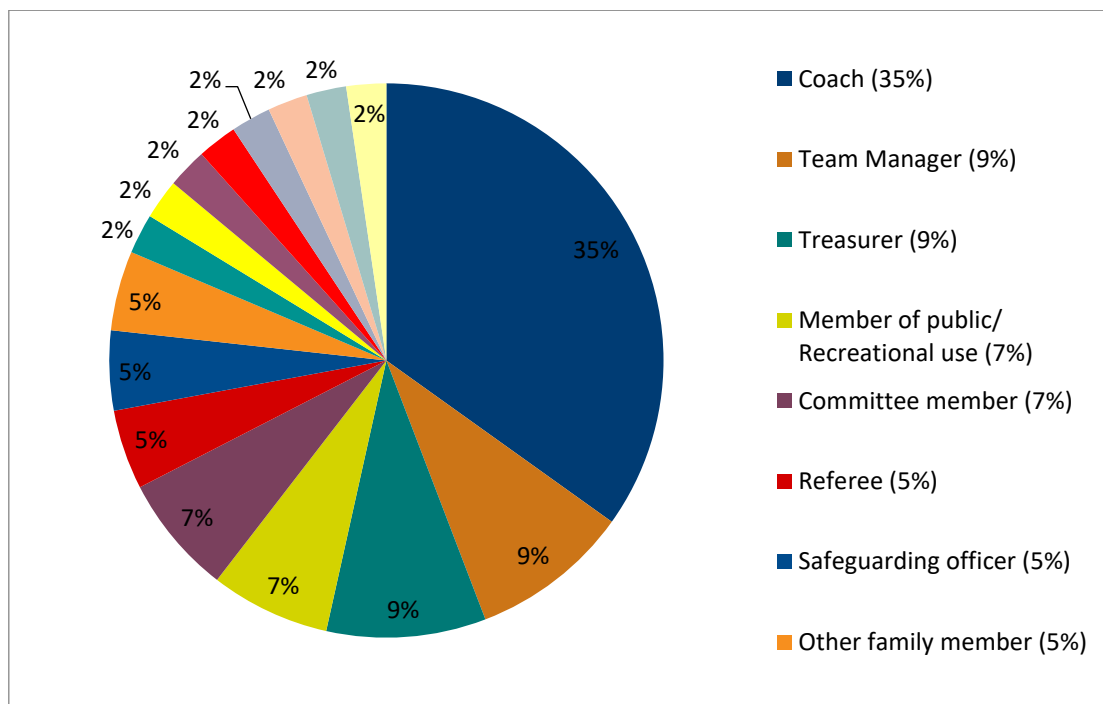
Response	Number of responses
Running	14
General fitness	4
Exercise classes	3
Tennis	3
Athletic track	3
Practice/play sports	3
Fetes/ public events	2
Private events	2
Socialising	2
Bingo	1
Surfing	1
School sports day	1
Hockey	1
Martial arts	1
For my mental wellbeing	1
Community garden	1

The most popular 'other' uses were running (14), followed by general fitness (4) and then exercise classes, tennis, athletic track and practice/play sports equally (3).

### 7.5.2.2 If you selected 'sports', please tell us what your role is:



Respondents were able to provide their role within sports, parent/guardian was the most popular response (32%), followed by club supporter (21%) and then club member (19%). 43 respondents selected other, these respondents were able to expand on their answer. The following responses were provided:



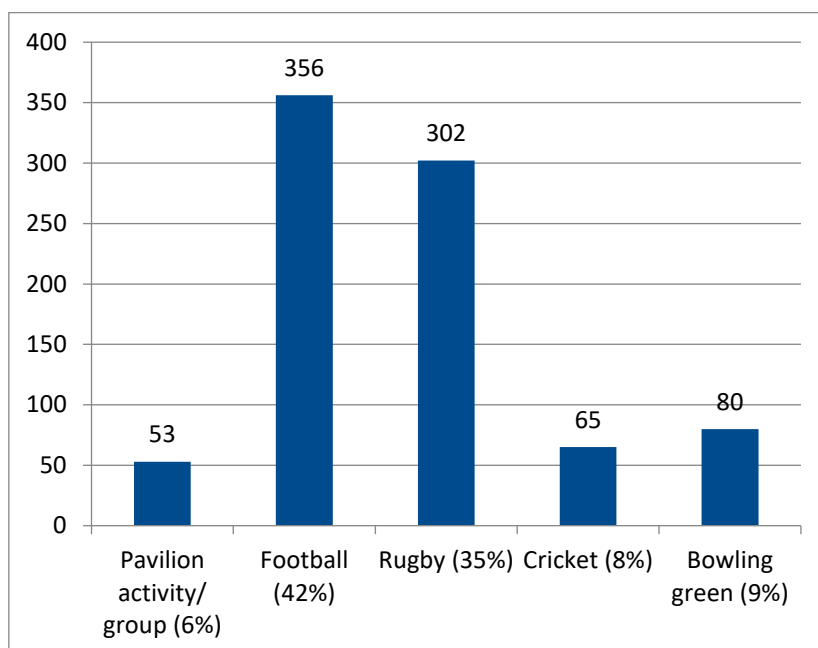
15 of the 43 respondents who selected other stated that they were coaches (35%), followed by 4 (9%) team manager and 4 (9%) treasurer.

### 7.5.3 Please tell us the name(s) and location(s) of your sports/club/activity/group

856 respondents answered this question

In this section respondents were asked to give the details of their sport/club/activity or group.

### 7.5.3.1 What is your sports club/activity/group?



Football was the most popular activity (42%), followed by rugby (35%) and then bowling (9%)

### 7.5.3.2 If you selected 'football' please tell us about your club

356 respondents chose football. Of these 353 respondents gave details of their club:

Club	Number of responses
Aberfields - Nantymoel	9
Brackla- Bridgend	31
Bryntirion - Bridgend	30
Cae Gof - Cefn Cribwr	27
Caerau Welfare Park - Caerau	2
Croft Goch - Kenfig Hill	2
Cwm Garw - Blaengarw	5
Great Western Avenue- Bridgend	7
Heol Simonston - Coychurch	11
Hermon Road - Caerau	5
Lewistown - Ogmere Vale	2
Litchard Cross - Bridgend	10
Llangynwyd - Maesteg	55
Locks Lane - Porthcawl	14
Maesteg Welfare Park - Maesteg	8
Meadow Street- North Cornelly	6

Newbridge Fields - Bridgend	34
Pandy Park - Tondu	16
Pencoed Recreation Ground - Pencoed	4
Rest Bay - Porthcawl	11
Tudor Park - Maesteg	7
Woodlands Avenue – Pencoed	19
<b>Other</b>	<b>38</b>
No club added	3

The most commonly used clubs were Llangynwyd Maesteg (55) followed by Woodlands Avenue Pencoed (38) and then Newbridge Fields Bridgend (34).

Where respondents chose 'other (38)' the following locations were provided:

<b>Club</b>	<b>Number of responses</b>
South Parade - Maesteg	12
Coleg Cymunedol Y Dderwen	5
Coychurch fields	4
Llangeinor playing field	2
All football pitches	2
Bettws North site FC	2
Maesteg sports centre	1
Celtic Welfare Park	1
Planka Wyndham	1
Sarn	1
Blandy Park, Pontycymer	1
Llangynwyd playing field	1
The Rec - Blaengarw	1
Bryntirion football club	1

South Parade in Maesteg was the most common 'other' response (12).

### 7.5.3.3 If you selected 'rugby' please tell us about your club

302 respondents chose rugby. Of these 296 respondents gave details of their club:

<b>Club</b>	<b>Number of responses</b>
Bettws- Heol Richard Price	0
Brackla- Bridgend	7
Cae Gof - Cefn Cribwr	33
Croft Goch - Kenfig Hill	14
Evanstown - Gilfach Goch	1
Garth Welfare Park - Blaengarw	8
Heol y Cyw - Heol y Cyw	4

Lawrence Park- Pontycymmer	3
Llangynwyd - Maesteg	7
Maesteg Welfare Park - Maesteg	28
Nantymoel RFC- Nantymoel	5
Newbridge Fields - Bridgend	81
North Cornelly- Meadow Street	2
Ogmore Vale RFC - Ogmore Vale	4
Pandy Park - Aberkenfig	31
Pencoed Recreation Ground - Pencoed	18
Rest Bay - Porthcawl	13
South parade - Maesteg	12
Woodlands Park – Pencoed	5
<b>Other</b>	15
No club added	6

The most commonly used clubs were Newbridge Fields Bridgend (81), followed by Cae Gof Cefn Cribwr (33), and then Pandy Park Aberkenfig (31).

Where respondents chose 'other (15)' the following locations were provided (some respondents identified more than 1 club, so 20 responses were given):

<b>Club</b>	<b>Number of responses</b>
Garth Park Maesteg	4
Maesteg Celtic	3
Bryncethin RFC	1
Llangynwyd Playing Fields	1
Newbridge Fields	1
Maesteg Welfare park	1
Llangynwyd South Parade.	1
Cornelly Playing Field	1
Porthcawl RFC	1
Bandstand	1
Pandy Parc, Tondu	1
Kenfig Rugby club	1
Kenfig Hill	1
Aberkenfig pitch	1
South Road	1

#### 7.5.3.4 If you selected 'cricket' please tell us about your club

65 respondents chose cricket. Of these 63 respondents gave details of their club:

<b>Club</b>	<b>Number of responses</b>
Blaengarw Cricket - Blaengarw	2



Garth Welfare Park, Maesteg	27
Porthcawl Cricket Club - Locks Lane, Porthcawl	5
Newbridge Playing Fields - Angel Street, Bridgend	27
<b>Other</b>	2
No club added	2

The most commonly used clubs were Garth Welfare Park Maesteg (27), and Newbridge Playing Fields Bridgend (27), and then Porthcawl Cricket Club Porthcawl (5).

Where respondents chose 'other (2)' the following locations were provided:

Club	Number of responses
Llangynwyd Fields	1
Celtic Fields	1

### 7.5.3.5 If you selected 'bowls' please tell us about your club

80 respondents chose bowls. Of these 76 respondents gave details of their club:

Club	Number of responses
Cae Gof - Cefn Cribwr	6
Caedu Park - Ogmere Vale	2
Caerau Welfare Park - Caerau	6
Evanstown - Gilfach Goch	0
Garth Park - Maesteg	3
Griffin Park - Porthcawl	4
Lawrence Park - Pontycymmer	2
Maesteg Welfare Park - Maesteg	7
Newbridge Fields - Bridgend	25
Pencoed Recreation ground - Pencoed	4
Pyle Welfare Park - Pyle	5
Waunllwyd - Nantymoel	10
<b>Other</b>	2
No club added	4

The most frequently used bowling greens were Newbridge Fields (25), followed by Waunllwyd in Nantymoel (10) and then Maesteg Welfare Park (7).

Where respondents chose 'other (2)' the following locations were provided:

Club	Number of responses
Ogmere Vale Bowling Green	1
Pencoed Bowls Green	1

#### 7.5.4 If your sports club/activity/group fees increased, what do you think the impact would be?

948 comments were provided, all comments were themed and can be seen in the table below:

Themed comment:	Number of responses:
Less use of facilities and potential loss of clubs	354
People won't afford the costs	297
Causes further problems elsewhere such as health problems and anti-social behaviour.	167
People should pay to use facilities	40
Minimal impact	35
Depends on the amount of increase	28
Negative impact	27

The most frequent comments were less use of facilities and potential loss of clubs (354), followed by people won't afford the costs (297) and then causes further problems elsewhere such as health problems and anti-social behaviour (167).

#### 7.5.5 What do you think would help limit any negative impact if your sports club/activity/group fees increased?

668 comments were provided, all comments were themed and can be seen in the table below:

Themed comment:	Number of responses:
Either decrease fees or don't increase fees	235
Explore options for funding or sponsorship	130
Gradual increases	44
Need better quality facilities	44
Means tested fees	35
Better communication	31
Continue maintaining pitches/grass cutting	31
Community asset transfer	30
Ideas to generate money/save money	28
Better management of council budgets	17
Better incentives	14
Review usage of pitches and close those that aren't used or merge clubs and share fields	12
General feedback	10
Provide clubs with equipment to maintain fields themselves	7

The most frequent comments were either decrease fees or don't increase fees (235), followed by explore options for funding or sponsorship (130) and then gradual increases (44) and need better quality facilities (44).

#### 7.5.6 If your sports club/activity/group closed, what do you think the impact would be?

882 comments were provided, all comments were themed and can be seen in the table below:

Themed comment:	Number of responses:
Causes further problems - health related, anti-social behaviour etc.	463

No sporting activities locally	161
Negative impact on the community	157
Generally negative impact	49
Travel to another community/club	26
Fewer members	12
No impact	9
Closure of clubs/teams	5

The most frequent comments were causes further problems - health related, anti-social behaviour etc. (463), followed by no sporting activities locally (161) and then negative impact on the community (157).

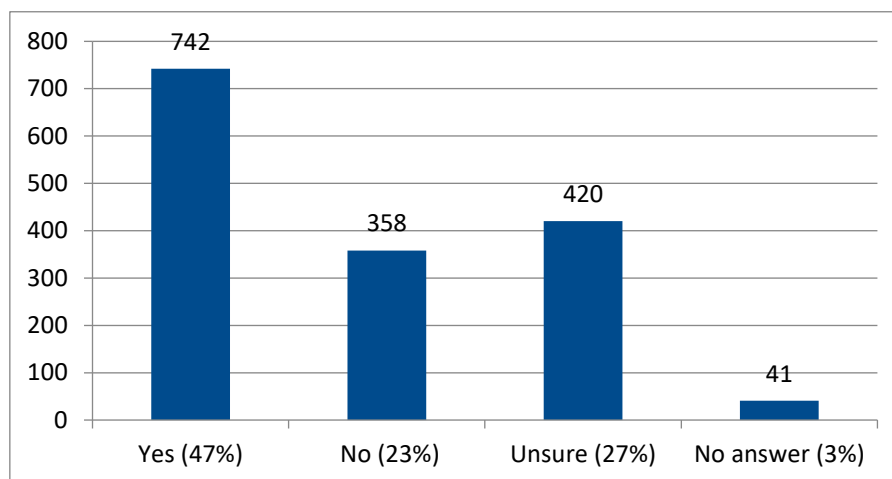
### 7.5.7 What do you think would help limit any negative impact if your sports club/activity/group closed?

582 comments were provided, all comments were themed and can be seen in the table below:

Themed comment:	Number of responses:
Don't close as nothing will help	296
Explore new or alternative facilities locally	72
Don't increase costs	57
Funding/sponsorship/volunteering	47
Merge clubs/facilities	27
General comments	18
Community asset transfers	14
Better communication	13
Better management of council budget	13
Continue maintaining sports pitches	8
Consultation feedback	7
More police/doctors/social services	6
Different payment options	4

The most frequent comments were don't close as nothing will help (296), followed by explore new or alternative facilities locally (72) and then don't increase costs (57).

### 7.5.8 Do you think your local town or community council should consider taking responsibility for the running and self-management of sports pitches and/or pavilions?



47% of respondents agreed that town and community councils should consider taking responsibility for the running and self-management of sports pitches and or pavilions. 23% did not agree with this proposal and 27% were unsure.

#### 7.5.8.1 If no please state your reasons

233 comments were provided, all comments were themed and can be seen in the table below:

Themed comment:	Number of responses:
It is the council's responsibility	96
Town/Community councils can't afford it/don't have the resources	70
May not have the skill set required	23
Extra costs to the users	18
Clubs to take over themselves	15
General comment	7
Need strategies/policies in place	2
Council aren't focusing on public's best interests	2

The most frequent comments were it is the council's responsibility (96), followed by town/community councils can't afford it/don't have the resources (70) and then may not have the skill set required (23).

#### 7.5.8.2 Any further comments?

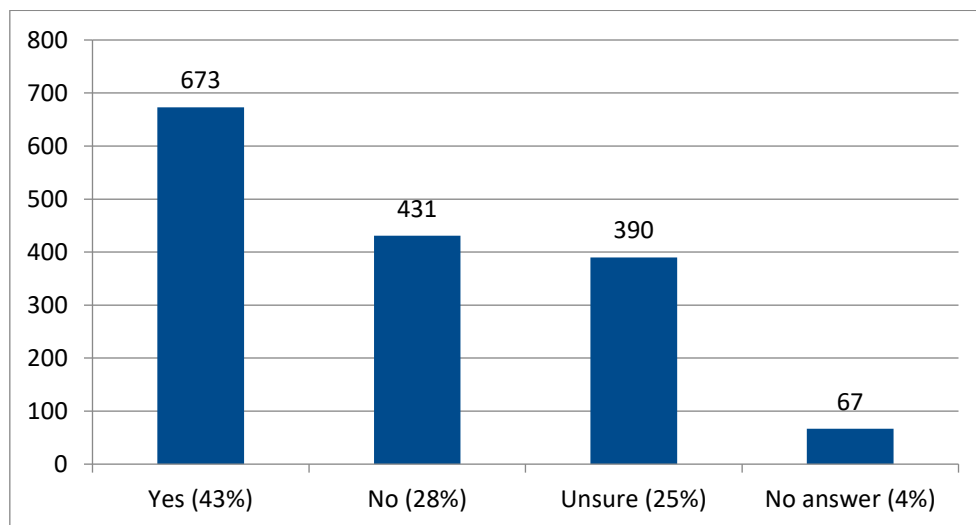
298 comments were provided, all comments were themed and can be seen in the table below:

Themed comment:	Number of responses:
Agree with proposal as long as support is available (funding, policies etc.)	117
Concerns around affordability/skill sets/capacity	45
Council should be responsible	45

Clubs should take on responsibility	23
Don't increase fees/close clubs/pitches	22
Council and clubs to work together	17
Ideas to generate/save money	11
Need better management of council budgets	10
All town/community councils have different budgets - lack of consistency	8

The most frequent comments were agree with proposal as long as support is available (funding, policies etc.) (117), followed by concerns around affordability/skill sets/capacity (45) and council should be responsible (45).

### 7.5.9 Do you think the sports clubs or pavilion groups should consider taking the responsibility for the running and self-management of sports pitches and/or pavilions?



43% of respondents agreed with the proposal that sports clubs or pavilion groups should consider taking the responsibility for the running and self-management of sports pitches and or pavilions. 28% did not agree with this proposal and 25% gave a neutral response, of unsure.

#### 7.5.9.1 If no please give reasons

248 comments were provided, all comments were themed and can be seen in the table below:

Themed comment:	Number of responses:
Already too much pressure on clubs/parents	101
Should be the council's responsibility	73
People don't have the time/capacity	22
Families/other clubs wouldn't be able to use the pitches	14
Issues around maintenance	11
Can't let sports clubs run the pitches and charge higher fees	8
Concerns around experience/expertise to run the clubs/pitches	8
Agree with proposal	3
Council and clubs to work together	3
Town and community councils should be responsible	3
Better management of council budget	2

The most frequent comments were already too much pressure on clubs/parents (101), followed by should be the council's responsibility (73) and then people don't have the time/capacity (22).

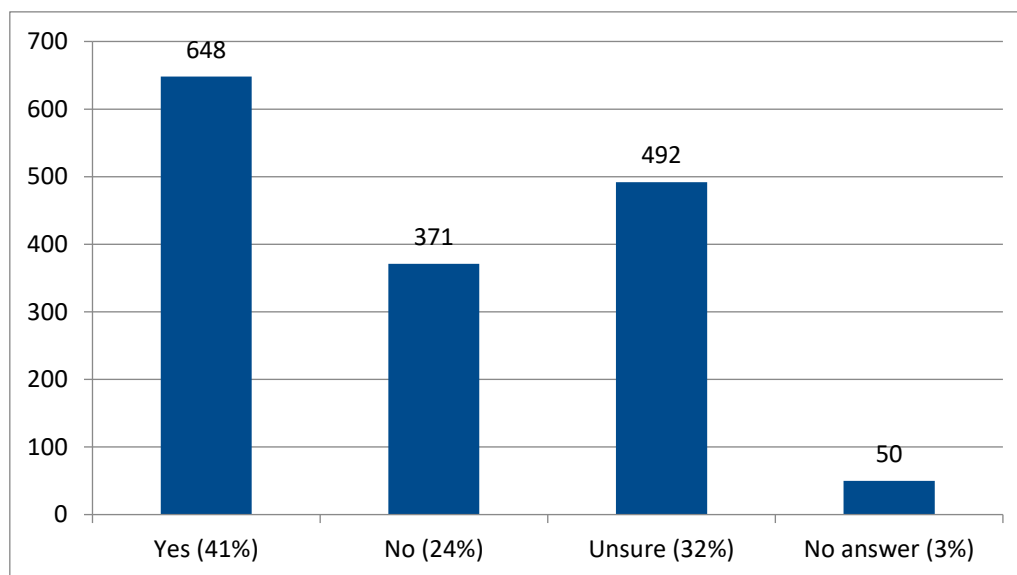
### 7.5.9.2 Any further comments?

267 comments were provided, all comments were themed and can be seen in the table below:

Themed comment:	Number of responses:
Agree with proposal as long as there is support/funding/fees aren't increased	117
Clubs can't afford it and don't have the time	31
Depends on costs/state of facilities before transfer	25
Should be council's responsibility	23
Disagree with proposal	17
Issues around maintenance - clubs don't have equipment	14
Clubs and volunteers lack experience/expertise	11
Issues around more than one club using a pitch	7
Clubs have tried this but barriers prevent it happening	6
Consultation feedback	6
Public won't be able to use sports pitches	4
Need better management of council budget	3
Shared responsibility would be better	3

The most frequent comments were agree with proposal as long as there is support/funding/fees aren't increased (117), followed by clubs can't afford it and don't have the time (31) and then depends on costs/state of facilities before transfer (25).

### 7.5.10 Do you think the phasing in of full cost recovery over a number of years would assist sports clubs/groups to explore the option of taking responsibility for the running and self-management of sports pitches and/or pavilions?



When asked if respondents felt that the phasing in of full cost recovery over a number of years would assist sports clubs/groups to explore the option of taking responsibility for the running and

self-management of sports pitches and/or pavilions, 41% of respondents stated that they did think this would assist. 24% stated that this would not assist and 32% of respondents were unsure.

### 7.5.10.1 If no please give reasons

218 comments were provided, all comments were themed and can be seen in the table below:

<b>Themed comment:</b>	<b>Number of responses:</b>
There should be no increase on payments	78
Too expensive to run causing clubs to close	45
Unfair on volunteers	25
Delays the inevitable	18
Stops exercise and accessing sport facilities	18
Poor areas would suffer	9
The council should work with clubs to support them	7
Repairs are too expensive	4
Give clubs the option	4
There should be equal/shared responsibility	3
Users should pay to use facilities	2
Need to know costs/ more information needed	2
Council should not pay	2
Give notice	1

The most frequent comments were there should be no increase on payments (78), followed by too expensive to run causing clubs to close (45) and then Unfair on volunteers (25).

### 7.5.10.2 Any Further comments?

175 comments were provided, all comments were themed and can be seen in the table below:

<b>Themed comment:</b>	<b>Number of responses:</b>
Phasing would be easier on clubs	55
The council should work with clubs and local community to support them	29
Not enough information to make a decision	20
Disagree	19
Unfair on volunteers	11
Delays the inevitable	9
Give clubs the option to transfer	8
Poor areas would suffer	7
Council should provide support on expensive building repairs and equipment	6
Club should take ownership	4
Club collaboration approach	3
Too expensive	3
Costs should be shared	1

The most frequent comments were phasing would be easier on clubs (55), followed by the council should work with clubs and local community to support them (29) and then not enough information to make a decision (20).

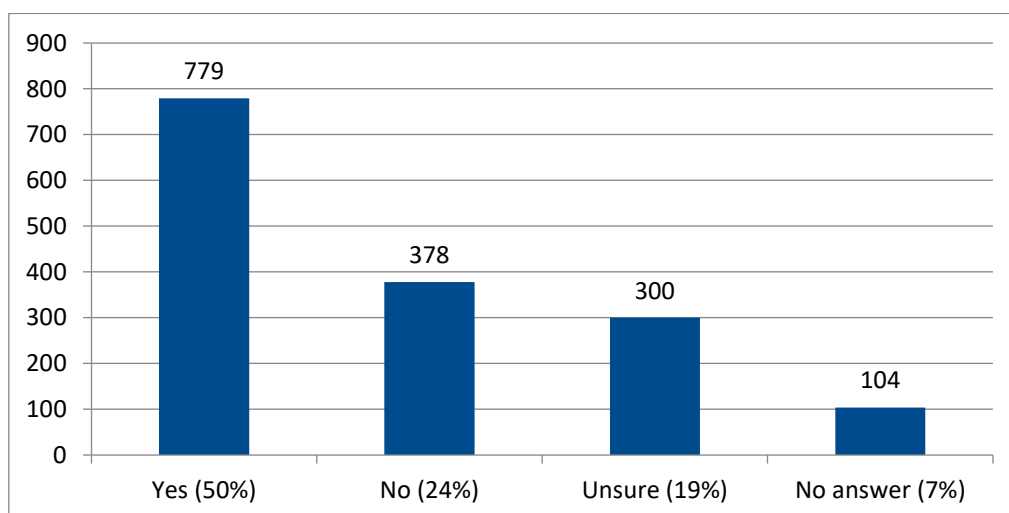
### 7.5.11 What kind of support do you think would assist sports clubs/groups to undertake a community asset transfer?

618 comments were provided, all comments were themed and can be seen in the table below:

Themed comment:	Number of responses:
Free training/courses and legal advice	151
Funding/grants and financial support	137
Upgrade/repair facilities/ provide funding for equipment	72
Council should continue maintaining	55
Council meeting with clubs - provide a clear path/process	37
Legal advice and representation	35
Business/commercial support/sponsorship	26
Lower or no tax/business rates/fees	25
No support required	14
Appoint council paid managers/ team	13
Town councils should contribute	12
Better support/training for committees	10
Free asset transfer	9
Support/publicise club events	8
A slow or phased hand over	7
Clubs have ownership of grounds	5
Transfer ownership to Halo or Awen	2

The most frequent comments were free training/courses and legal advice (151), followed by funding/grants and financial support (137) and then upgrade/repair facilities/ provide funding for equipment (72).

### 7.5.12 Do you think that sports clubs/groups that take responsibility for the running and self-management of sports pitches should be able to erect a fence around the perimeter of the pitch?





50% of respondents stated that sports clubs or groups that take responsibility for the running and self-management of sports pitches should be able to erect a fence around the perimeter of the pitch. 24% did not agree that they should be able to do this and 19% were unsure.

#### 7.5.12.1 If no please give reasons

229 comments were provided, all comments were themed and can be seen in the table below:

Themed comment:	Number of responses:
Should be accessible to all	192
Too costly	23
Fences would spoil the area	9
Does not stop people	5

The most frequent comments were should be accessible to all (192), followed by too costly (23) and then fences would spoil the area (9).

#### 7.5.12.2 Any further comments?

276 comments were provided, all comments were themed and can be seen in the table below:

Themed comment:	Number of responses:
Agree with proposal	64
Prevents dog fouling/ vandals and litter	57
Disagree, should be open to all	45
Depends on facility/provision/area	31
Agree but monitored public use also	26
Fence will cause more vandals/expense	24
Only if the club completely own	15
Funding from council to cover cost	8
Safety/ legal issue	6

The most frequent comments were agree with proposal (64), followed by prevents dog fouling/ vandals and litter (57) and then disagree, should be open to all (45).

#### 7.5.13 Do you have any further comments that you would like to make on these proposals?

948 comments were provided, all comments were themed and can be seen in the table below:

Themed comment:	Number of responses:
Negative impact on health, wellbeing, communities & sport	101
Disagree with proposals (council should keep assets)	65
Save money somewhere else	41
Team work between all clubs and supported by council	22
Keep taxes & fees down	14
Clubs should own clubs fully/transferred over asap	14
More information on funding offered	13
Affects poor & vulnerable families/areas	13
Cut councillors or employees pay/expenses	10
Review on case by case basis	6
Unfair expectation on volunteers	4
Enforce dog/litter etc fines to help pay	4

Results in closures	3
Facilities to be brought up to standard before transfer	3

The most frequent comments were negative impact on health, wellbeing, communities & sport (101), followed by disagree with proposals (council should keep assets) (65) and then save money somewhere else (41).

## 8. Social media, letter and email comments

### 8.1 Social media comments

Additional responses from social media comments (329) received during the survey's live period were also themed and are listed in the table below:

Themed comment:	Number of responses:
Need better management of council budgets	98
Keep maintaining play areas	48
Ideas to save/generate money	42
Residents pay council tax but don't receive the services	28
Stop cutting grass - plant wildflowers instead	26
Protect sports pitches and playing fields	20
Council ignore public opinions	17
Question about the consultation	17
Keep grass cutting	16
Consultation feedback	13
Praise for council	4

The most common themes were need better management of council budgets (98), followed by keep maintaining play areas (48) and then respondents provided areas ideas to save/generate money (42).

### 8.2 Emails and letter comments

Additional responses received by letter\* (one) and email (nine) during the live period have also been themed. Emails and letters contained multiple themes, these are detailed in the table below:

Themed comment:	Number of responses:
Query about completing the survey	4
Council should continue to support sports pitches	2
Promote natural habitat	2
Community Councils should be more/better informed	1
Risk of losing community assets	1
Work with partners that have sports facilities	1
Work with partners to ensure health and wellbeing	1

\*The letter is included as appendix one.

## 9. Communication regarding the consultation

Would you like to be emailed once the consultation report is available?

Yes	388	54%
No	326	46%

54% of responders told us that they would like to receive information on the consultation once the report is available.

## 10. Conclusion

A response rate of 1830 to the consultation is robust and is subject to a maximum standard error of +1.96% at the 95% confidence level. Therefore, we can be 95% confident that responses are representative of those that would be given by the total adult population, to within  $\pm 2.28\%$  of the percentages reported.

This means that if the total adult population of Bridgend had taken part in the survey and a statistic of 50% was observed, we can be 95% confident that the actual figure lies between 47.72% and 52.28%.

### 10.1 Equality Impact Assessment

The EIA screening informed the development of the consultation questionnaire. This consultation should assist the completion of the Full Equality Impact Assessment and the breakdown of equalities data from those respondents who provided it has been supplied to the service area.

### 10.2 Play area and grass cutting review and potential increased charges for the use of sports fields, and sports pavilions consultation 2019

12% of respondents said that they used council play areas daily and a further 35% stated that they used council play areas weekly. The most commonly used play areas were Newbridge Fields, Maesteg Welfare Park and Broadlands. 57% respondents stated that they would be prepared to travel up to one mile to use a playground. This was followed by 28% of respondents stating that they would be willing to travel between two and three miles to use a playground. 74% of respondents stated that play areas with fixed play equipment were very valuable, and a further 20% stated that they were valuable. 71% of respondents supported the local town or community council taking over responsibility for operating the playground or play areas in the locality.

51% of respondents stated that they did agree with the proposal to reduce grass cutting in open spaces from seven times per year to five times per year. 50% of respondents did not agree with the proposal to cut grass cutting in play areas from 16 times per year to 12 times per year.

The most popular use for council playing fields and pavilions was general recreation (33%), followed by football (25%) and then rugby (21%). If fees increased the most frequent comments received were less use of facilities and potential loss of clubs (354), followed by people won't afford the costs (297) and then causes further problems elsewhere such as health problems and anti-social behaviour (167).

47% of respondents agreed that town and community councils should consider taking responsibility for the running and self-management of sports pitches and or pavilions. 43% of respondents agreed with the proposal that sports clubs or pavilion groups should consider taking the responsibility for the running and self-management of sports pitches and or pavilions.

## 11. Appendix one

27 June 2019

To whom it may concern

### **Consultation on playing fields, play areas and grass cutting**

Bridgend PSB Assets Board have been considering social prescribing, active lifestyles, and the build and natural environment that Bridgend offers.

Delegates at a recent social prescribing workshop raised the following issues which could be considered as part of this consultation

- Delegates were concerned about the risk of losing assets if no one wanted to take them on, or clubs could not meet additional costs
- Partners highlighted that facilities were available with other partners eg., Sony, Rockwool and Bridgend College that could be better used by the public

Asset Board members recognise the very difficult financial position and increase in demands BCBC face, and would welcome the opportunity to work together to explore how these risks could be mitigated or alternative options considered. The Assets Board would ask BCBC to consider working with partners, such as NHS Wales to ensure our communities have the best facilities to ensure we have an environment that supports healthy lifestyles.

The Board would welcome feedback from the consultation.

Yours sincerely



**Huw Jakeway**  
Chair, Bridgend Assets Board

Tel/Ffôn: 01656 642759

Email/Ebost: [psb@bridgend.gov.uk](mailto:psb@bridgend.gov.uk)